

S20

Sections & Joints

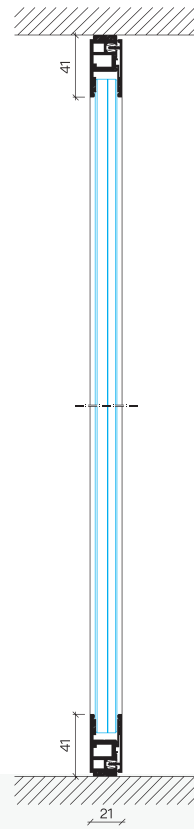
asset

space becomes place

# PARTITION

VERTICAL SECTIONS

S20  
THE ULTRA THIN PARTITION SYSTEM

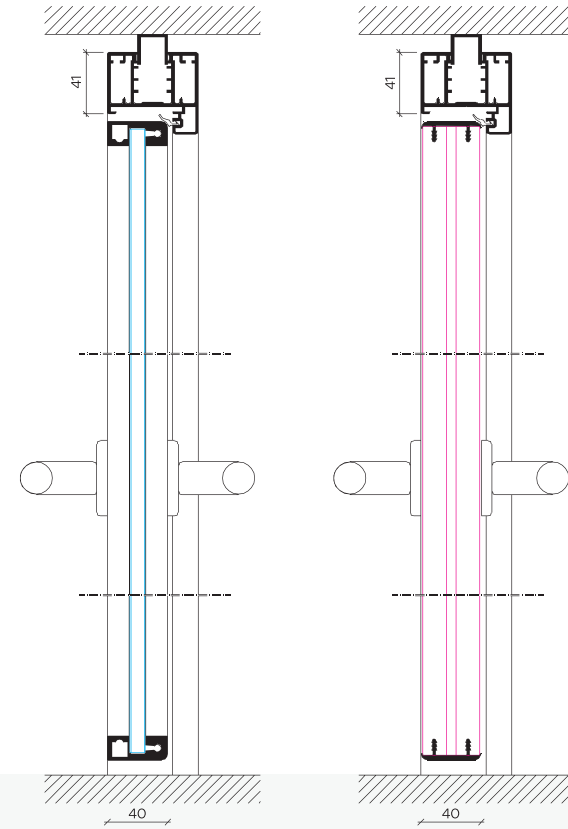


SINGLE GLAZED

# DOOR

VERTICAL SECTIONS

S20  
THE ULTRA THIN PARTITION SYSTEM

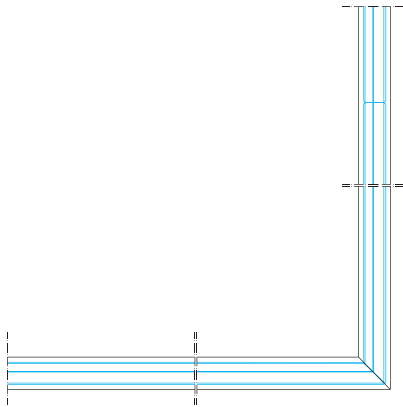


GLAZED DOOR

SOLID DOOR

PARTITION  
JOINTS

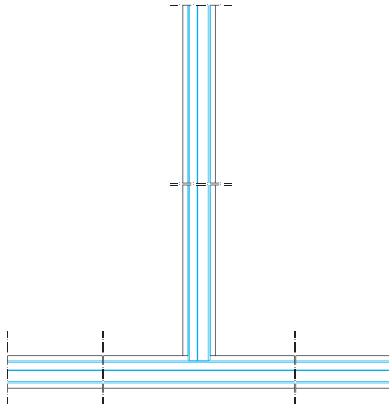
S20  
THE ULTRA THIN PARTITION SYSTEM



2-WAY JOINT

S20  
THE ULTRA THIN PARTITION SYSTEM

PARTITION  
JOINTS



3-WAY JOINT

PARTITION  
WALL CONNECTION



