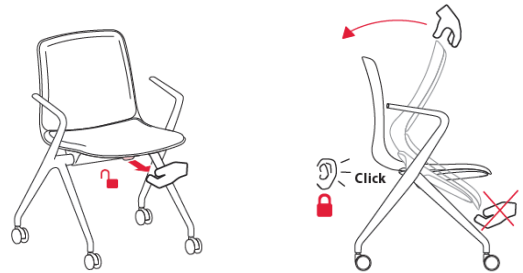


Bowi
Meeting Chair

asset
space becomes place

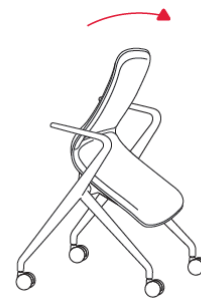
1 Seat lock and unlock

Pull the lever forward to unlock the seat for seat inclination and nesting. Pull the seat upward until there is a clicking sound, to lock it. (Please don't hold the lever when pulling the seat upward)



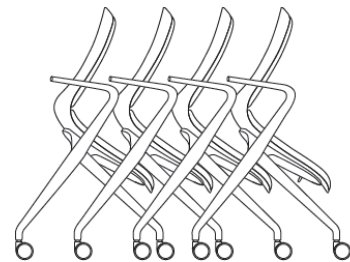
2 Nesting mechanism

When unlocked, the chair seat can be inclined for nesting.



3 Nesting

Chairs can be nested together for space saving.



4 Replace seat/back pads

The velcro fastener is a durable mechanical bonding that allows for easy re-release and therefore easy reupholstery. (1) Lift up the seat and /back pads by opening the velcro fasteners. (2) Replace the seat and /or back pads and fix them using the Velcro fasteners. (Make sure that the replaced pads are securely fastened and cannot move.)

